

BISTRO



SEATS - dining height



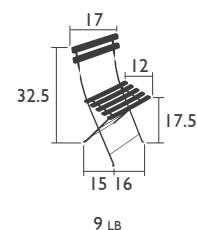
5001 - CLASSIQUE CHAIR

Steel frame
Curved lacquered natural beech slats
Plastic clips for slow, safe folding and unfolding
Electro-galvanized one-piece steel cross-beams
Available colours:

- 01 Cotton White
- 02 Cedar Green

Accessories: Basics Bistro p. 133 & Color Mix p. 137

NEW Product improvement: new one-piece foot pads for improved hold and easier fitting



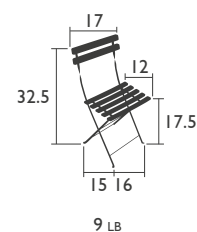
6301 - DURAFLON® CHAIR

Steel frame
High-quality Duraflon® resin curved slats
Plastic clips for slow, safe folding and unfolding
Electro-galvanized one-piece steel cross-beams
Available colours:

- 01 Cotton White
- 02 Cedar Green

Accessories: Basics Bistro p. 133 & Color Mix p. 137

NEW Product improvement: new one-piece foot pads for improved hold and easier fitting


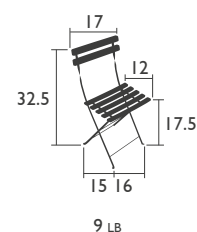


5107 - NATURAL CHAIR

Steel frame
Natural beech curved slats, treated with Textrol®
Plastic clips for slow, safe folding and unfolding
Electro-galvanized one-piece steel cross-beams

Accessories: Basics Bistro p. 133 & Color Mix p. 137

NEW Product improvement: new one-piece foot pads for improved hold and easier fitting

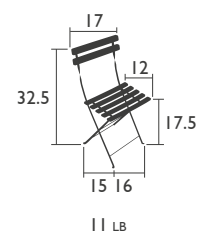


0101 - METAL CHAIR

Steel frame
Curved slats made from galvanised steel
Plastic clips for slow, safe folding and unfolding
Electro-galvanized one-piece steel cross-beams

Accessories: Basics Bistro p. 133 & Color Mix p. 137

NEW Product improvement: new one-piece foot pads for improved hold and easier fitting



* Very High Protection treatment recommended for Contract use

BISTRO (continued)



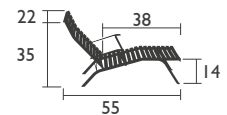
CHAISE LONGUE (designed by Patrice Hardy)



1601 - CHAISE LONGUE

Steel frame
Curved slats
Adjustable backrest (3 positions)

Accessories: Basics Bistro cushion p. 133



32 LB

HIGH seat

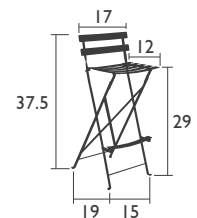


5113 - STOOL

Steel frame
Curved slats made from galvanised steel
Plastic clips for slow, safe folding and unfolding
One-piece cross-beams.

Accessories: Basics Bistro p. 133

NEW Product improvement: new one-piece foot pads for improved hold and easier fitting



17 LB

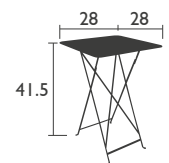
HIGH table



0250 - HIGH TABLE 28 X 28 INCH

Steel frame
Sheet steel table top

NEW Product improvement: new one-piece foot pads for improved hold and easier fitting



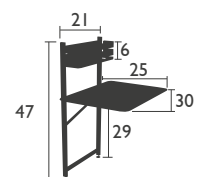
24 LB

BALCONY TABLE (designed by Studio Fermob)



0270 - BALCONY TABLE 22 X 30 INCH

Steel frame
Fold-away sheet steel table top
Adjustable stainless steel attachment system, can be attached to a balustrade or against a wall

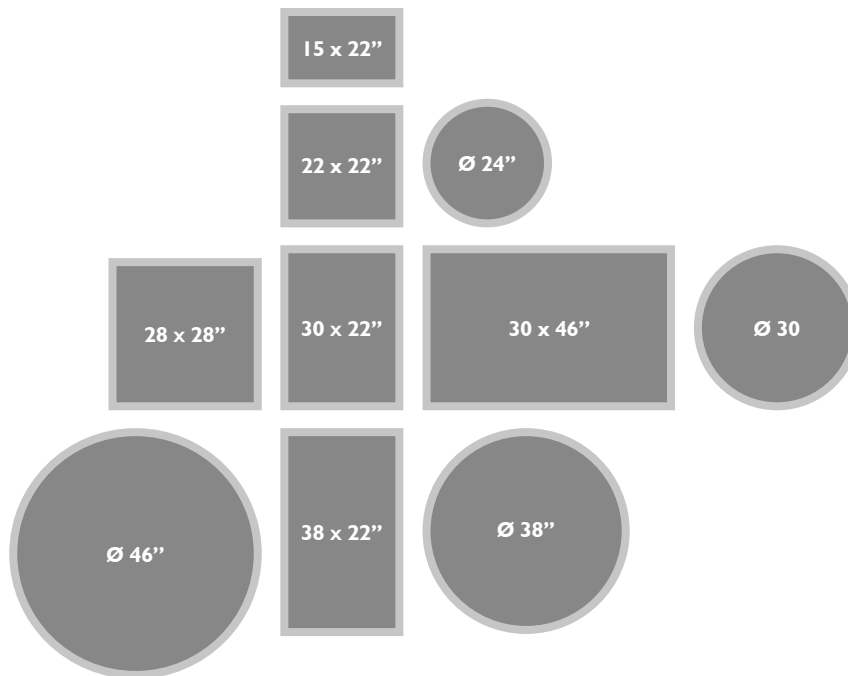


31 LB

BISTRO (continued)



2-8 PEOPLE, 10 STANDARD TABLE FORMATS THAT CAN BE COMBINED



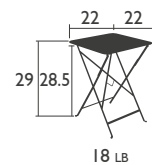
SQUARE TABLES dining height



6042 - TABLE 22 X 22 INCH

Steel frame
Sheet steel table top

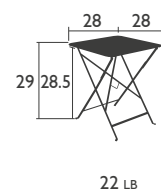
NEW Product improvement: new one-piece foot pads for improved hold and easier fitting



0244 - TABLE 28 X 28 INCH

Parasol hole Ø 1.614"
Steel frame
Sheet steel table top

NEW Product improvement: new one-piece foot pads for improved hold and easier fitting



BISTRO (continued)



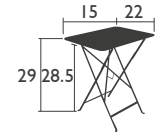
RECTANGULAR TABLES - dining height



6034 - TABLE 15 X 22 INCH

Steel frame
Sheet steel table top

NEW Product improvement: new one-piece foot pads for improved hold and easier fitting



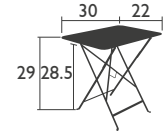
14 LB



0243 - TABLE 30 X 22 INCH

Parasol hole Ø 1.614"
Steel frame
Sheet steel table top

NEW Product improvement: new one-piece foot pads for improved hold and easier fitting



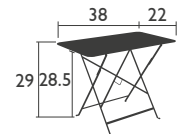
19 LB



0239 - TABLE 38 X 22 INCH

Parasol hole Ø 1.614"
Steel frame
Sheet steel table top

NEW Product improvement: new one-piece foot pads for improved hold and easier fitting



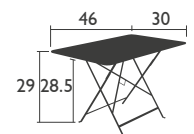
22 LB



0240 - TABLE 46 X 30 INCH

Parasol hole Ø 1.614"
Steel frame
Sheet steel table top

NEW Product improvement: new one-piece foot pads for improved hold and easier fitting



33 LB

BISTRO (continued)



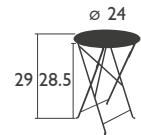
ROUND TABLES dining height



0245 - TABLE Ø 24 INCH

Steel frame
Sheet steel table top

NEW Product improvement: new one-piece foot pads for improved hold and easier fitting



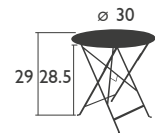
13 LB



0233 - TABLE Ø 30 INCH

Parasol hole Ø 1.614"
Steel frame
Sheet steel table top

NEW Product improvement: new one-piece foot pads for improved hold and easier fitting



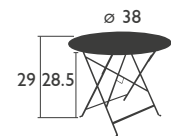
22 LB



0235 - TABLE Ø 38 INCH

Parasol hole Ø 1.614"
Steel frame
Sheet steel table top

NEW Product improvement: new one-piece foot pads for improved hold and easier fitting



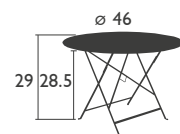
26 LB



0237 - TABLE Ø 46 INCH

Parasol hole Ø 1.614"
Steel frame
Sheet steel table top

NEW Product improvement: new one-piece foot pads for improved hold and easier fitting



36 LB