

PLEIN AIR

8301 - CHAIR

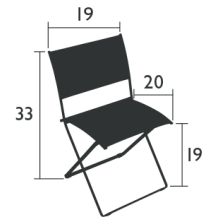
DESIGN BY PASCAL MOURGUE

RESIDENTIAL CONTRACT INTENSIVE

7
IPAC



Elliptical Steel tube frame
 Seat and backrest in Batyline® OTF : ISO/DUO or STEREO [NEW]
 Tearproof, stain-resistant, mold-resistant, and shape-retention
 See inside cover for available colors



9 lb

8303 - ARMCHAIR

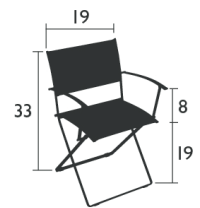
DESIGN BY PASCAL MOURGUE

RESIDENTIAL CONTRACT INTENSIVE

7
IPAC



Elliptical Steel tube frame
 Cast aluminum armrests
 Seat and backrest in Batyline® OTF : ISO/DUO or STEREO [NEW]
 Tearproof, stain-resistant, mold-resistant, and shape-retention
 See inside cover for available colors



11 lb

8333 - TABLE 28 X 28 IN.

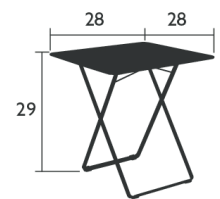
DESIGN BY PASCAL MOURGUE

RESIDENTIAL CONTRACT INTENSIVE

6
IPAC



Elliptical Steel tube frame
 Steel sheet table top



23 lb